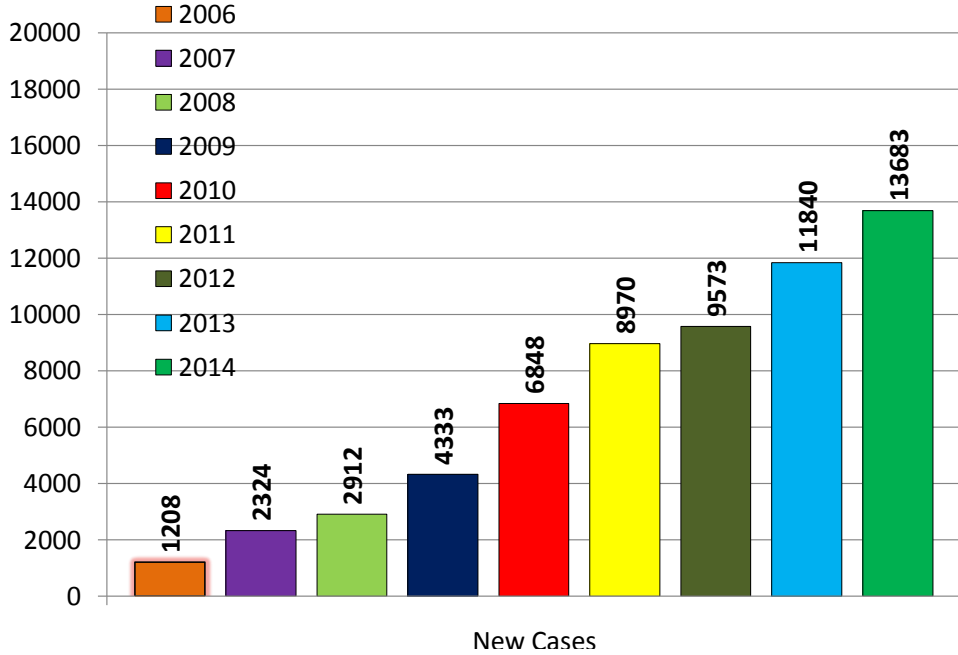
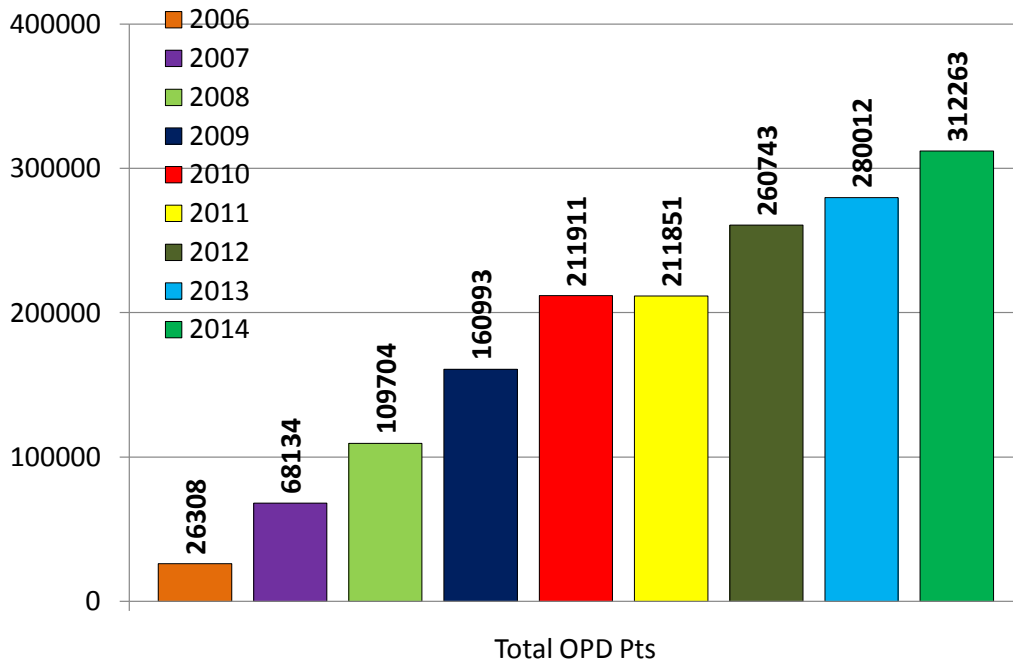


DELHI STATE CANCER INSTITUTES
Census of Patient Care Services for DSCI (East): 2006-2014
NEW CASES CENSUS



DELHI STATE CANCER INSTITUTES
Census of Patient Care Services for DSCI (East): 2006-2014
OPD CENSUS (TOTAL CASES)

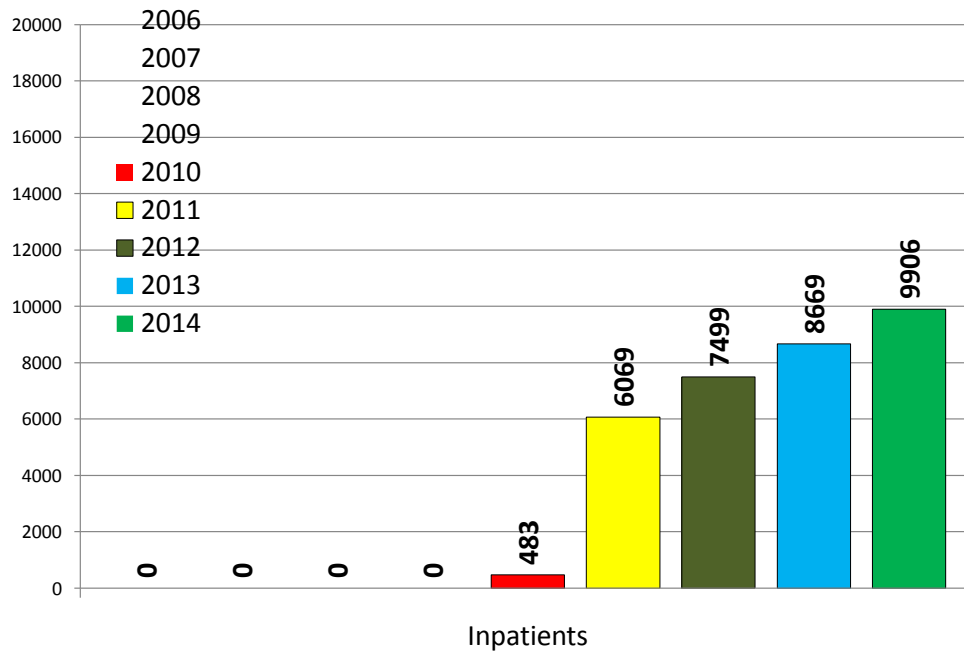


22

DELHI STATE CANCER INSTITUTES

Census of Patient Care Services for DSCI (East): 2006-2014

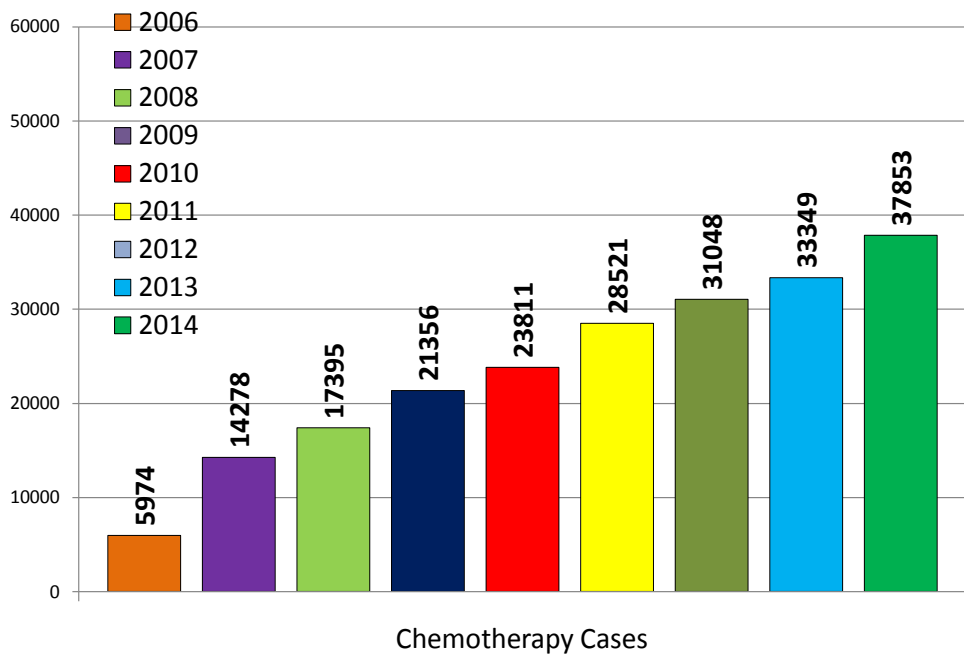
INDOOR PATIENTS CENSUS



DELHI STATE CANCER INSTITUTES

Census of Patient Care Services for DSCI (East): 2006-2014

CHEMOTHERAPY CENSUS

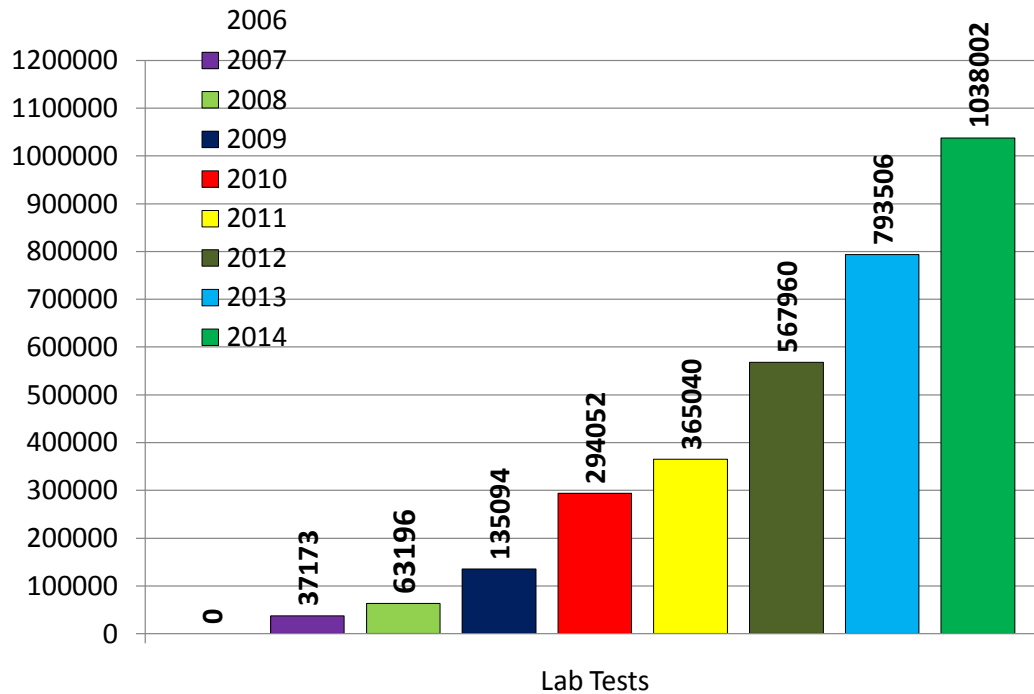


IN R

DELHI STATE CANCER INSTITUTES

Census of Patient Care Services for DSCI (East): 2006-2014

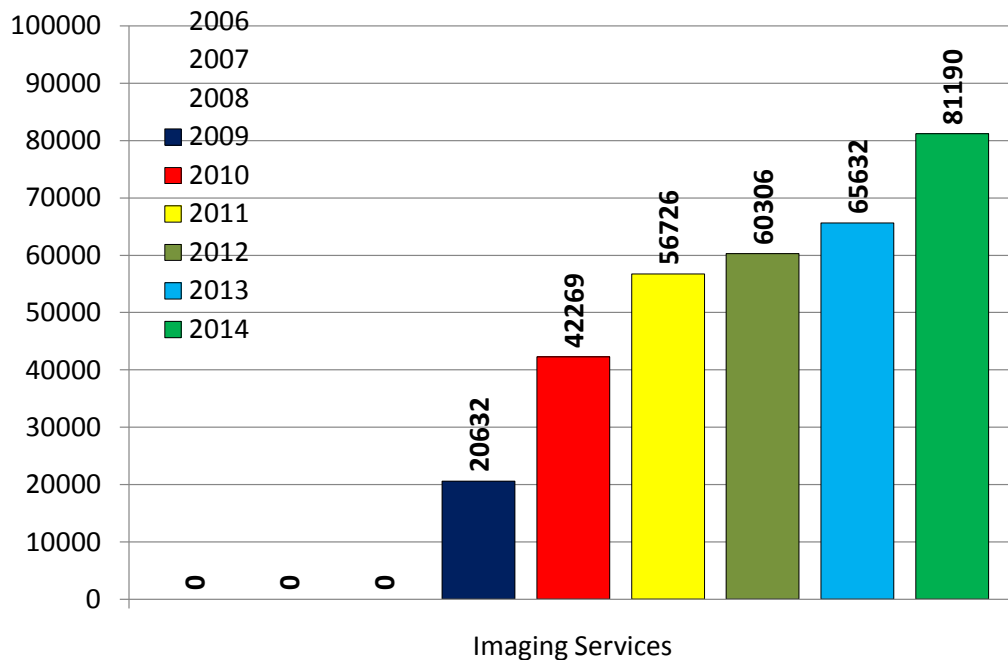
LABORATORY TESTS CENSUS



DELHI STATE CANCER INSTITUTES

Census of Patient Care Services for DSCI (East): 2006-2014

IMAGING CASES CENSUS

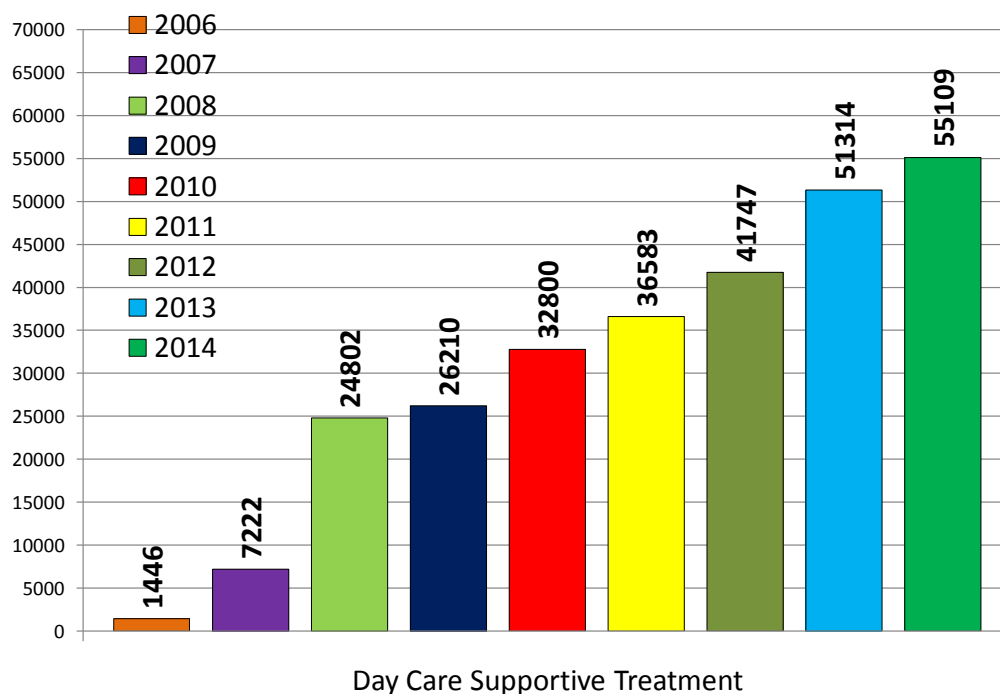


R N

DELHI STATE CANCER INSTITUTES

Census of Patient Care Services for DSCI (East): 2006-2014

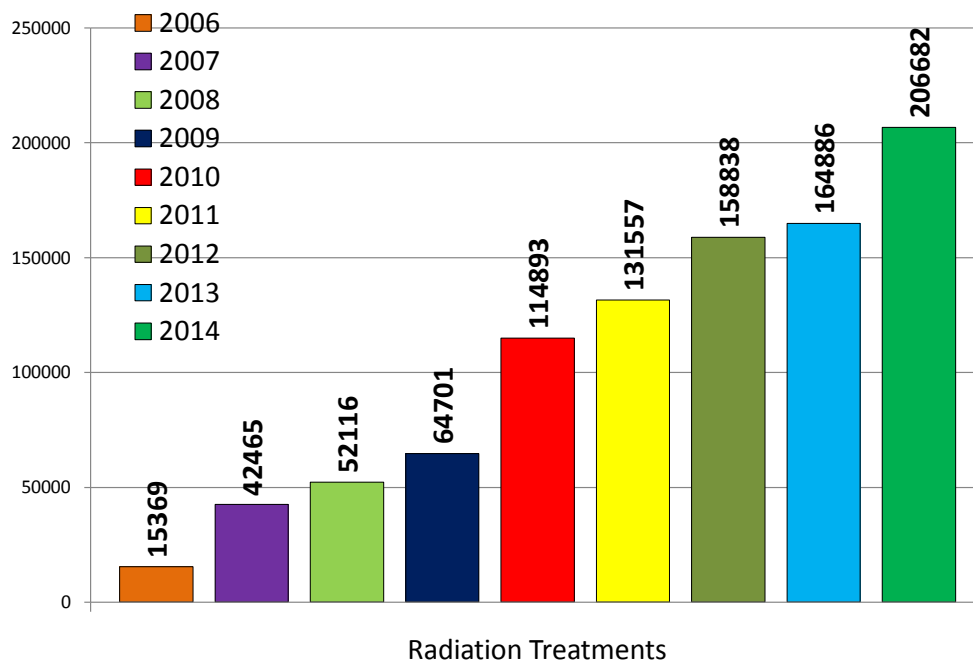
DAY-CARE TREATMENT CENSUS



DELHI STATE CANCER INSTITUTES

Census of Patient Care Services for DSCI (East): 2006-2014

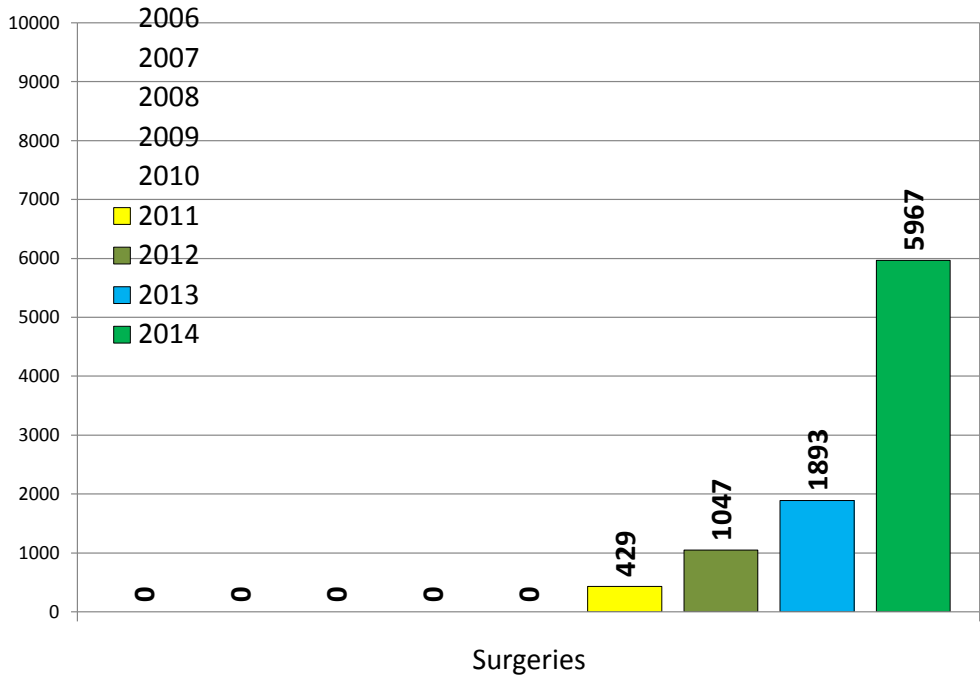
RADIATION TREATMENT CENSUS



DELHI STATE CANCER INSTITUTES

Census of Patient Care Services for DSCI (East): 2006-2014

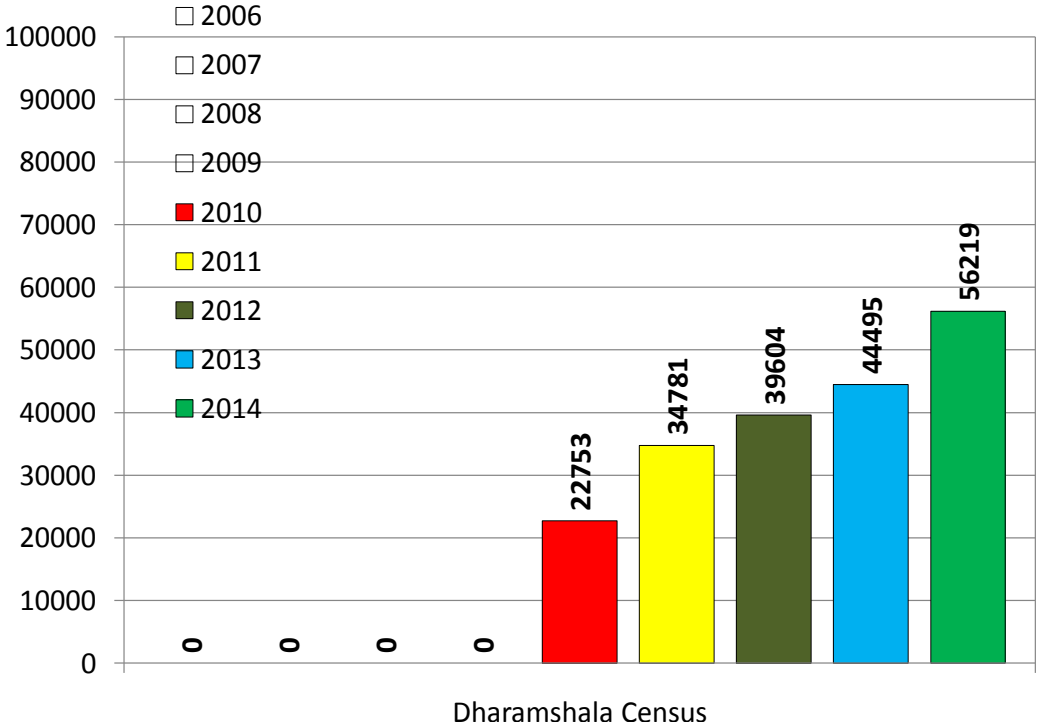
SURGERY CASES CENSUS



DELHI STATE CANCER INSTITUTES

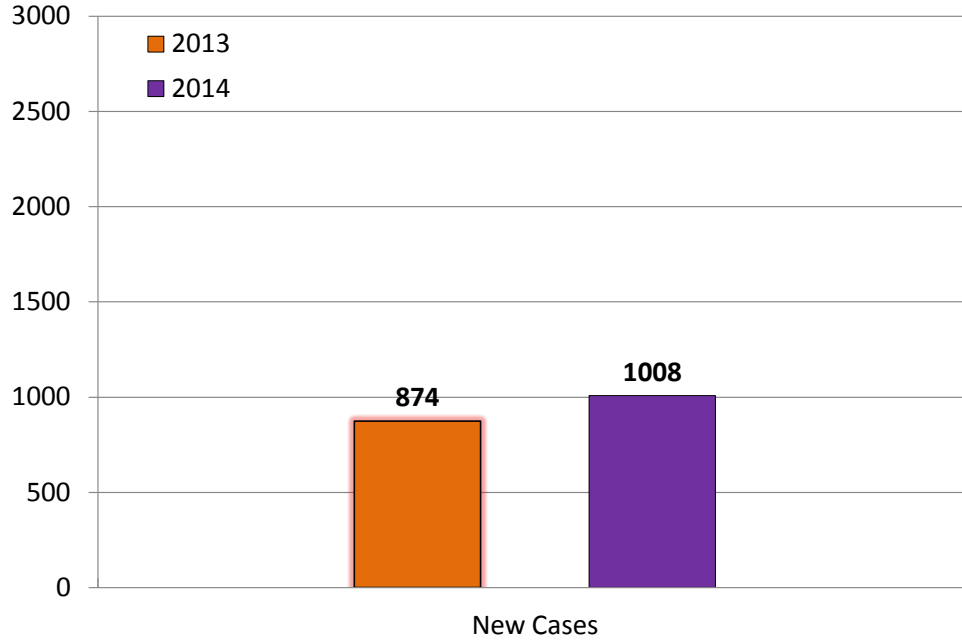
Census of Patient Care Services for DSCI (East): 2006-2014

DHARAMSHALA CENSUS



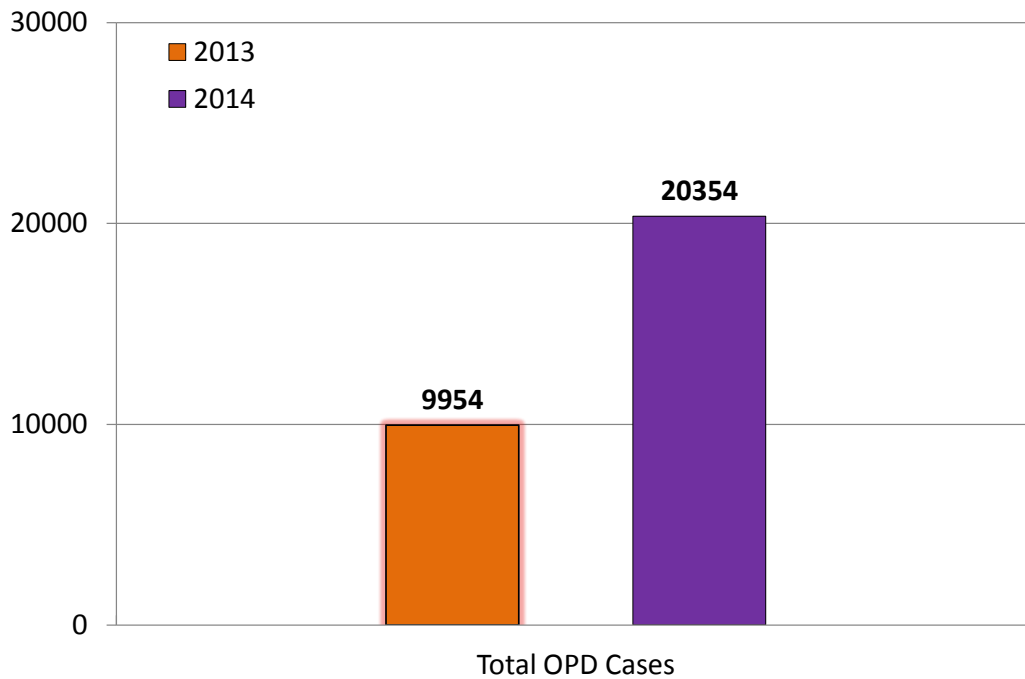
DELHI STATE CANCER INSTITUTES
Census of Patient Care Services for DSCI (West): 2013-2014

NEW CASE REGISTRATIONS



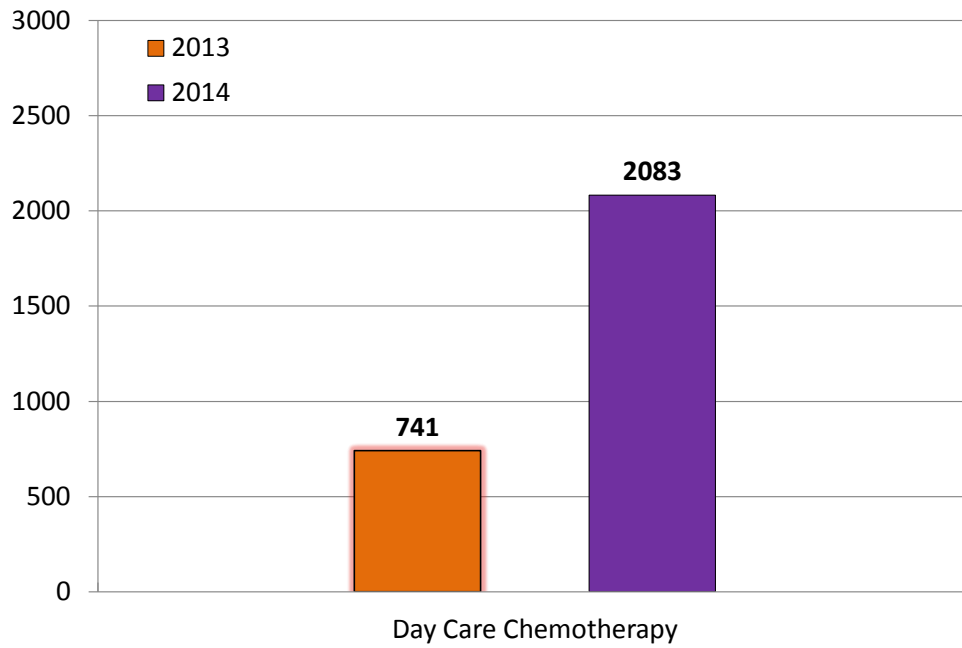
DELHI STATE CANCER INSTITUTES
Census of Patient Care Services for DSCI (West): 2013-2014

TOTAL OPD CASES



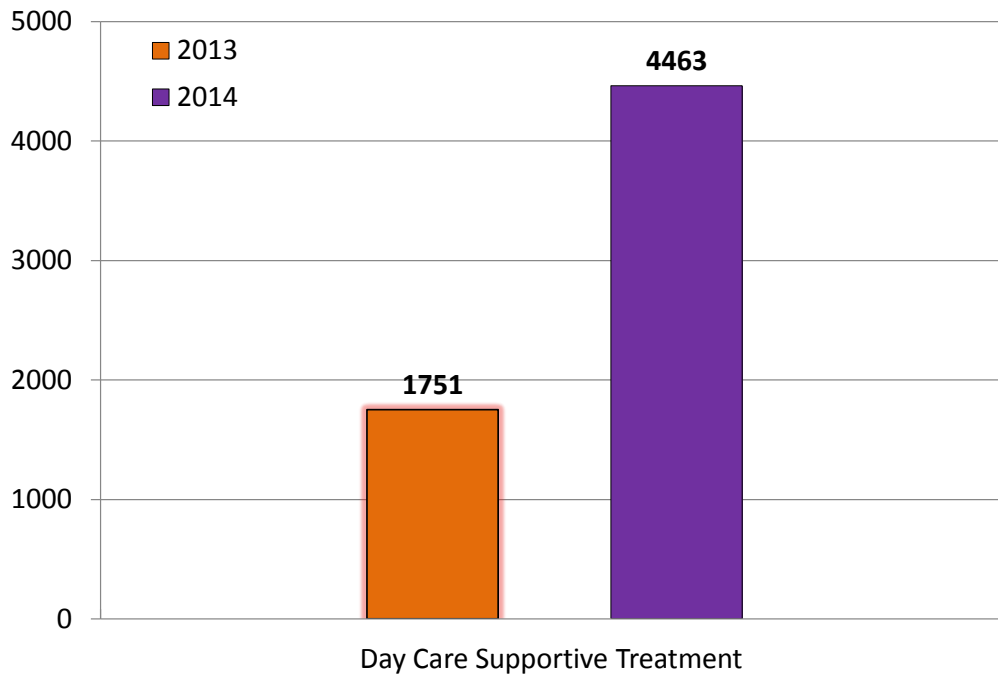
DELHI STATE CANCER INSTITUTES
Census of Patient Care Services for DSCI (West): 2013-2014

DAY CARE CHEMOTHERAPY



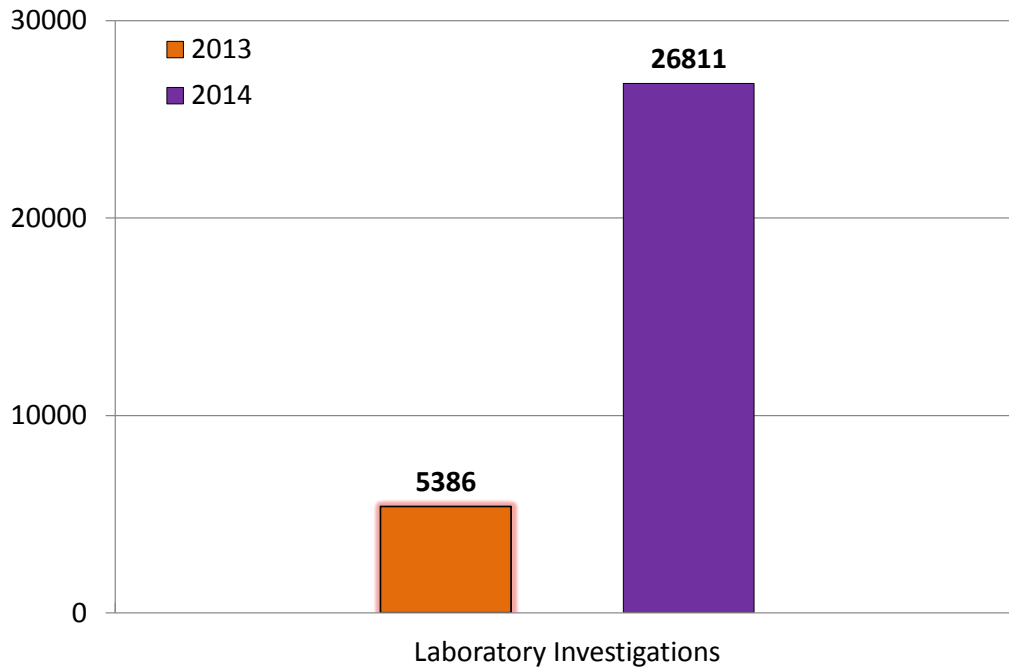
DELHI STATE CANCER INSTITUTES
Census of Patient Care Services for DSCI (West): 2013-2014

DAY CARE SUPPORTIVE TREATMENT



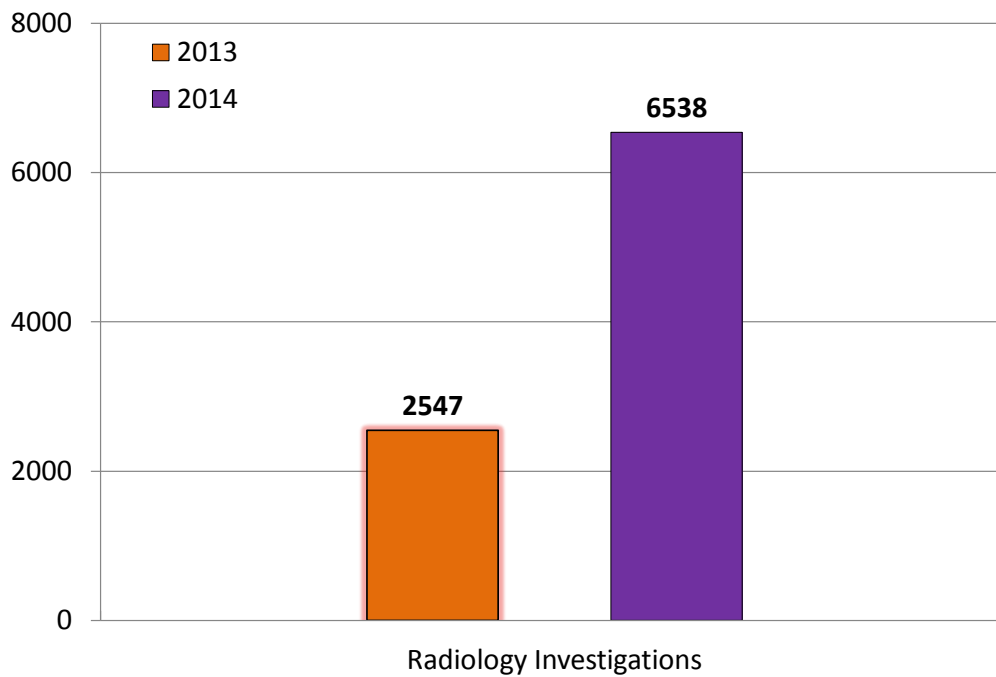
DELHI STATE CANCER INSTITUTES
Census of Patient Care Services for DSCI (West): 2013-2014

LABORATORY INVESTIGATIONS



DELHI STATE CANCER INSTITUTES
Census of Patient Care Services for DSCI (West): 2013-2014

RADIOLOGY INVESTIGATIONS



CONSISTENTLY RISING NUMBER OF PATIENTS AT DSCI (EAST):

YEARS	2006	2007	2008	2009	2010	2011	2012	2013	2014	TOTAL
TOTAL OPD CENSUS	26,308	68,134	1,09,704	1,60,993	2,11,911	2,11,851	260,743	280,012	3,12,263	16,41,919
NEW CASE CENSUS	1,208	2,324	2,912	4,333	6,848	8,970	9,573	11,840	13,683	61,691
RADIOLOGY INVESTIGATIONS	Not available at that time			20,632	42,269	56,726	60,306	65,632	81,190	3,26,755
LAB INVESTIGATIONS	Not Available	37,173	63,196	1,35,094	2,94,052	3,65,040	567,960	793,506	10,38,002	32,94,023
CHEMOTHERAPY CASES (DAY CARE)	5,974	14,278	17,395	21,356	23,534	28,521	31,048	37,858	37,853	2,17,817
RADIATION TREATMENTS	15,369	42,465	52,116	64,701	1,14,893	1,31,557	158,838	1,64,886	2,06,682	951,507
INDOOR ADMISSIONS	Not available at that time				498	6,069	7,500	8,567	9,906	32,540
SURGERY CASES	Not available at that time					429	1,047	1,893	5,967	9,336

Bar Diagram showing census of patients since 2006 is attached along with

FINANCIAL STATUS OF DSCIs – AT A GLANCE SINCE INCEPTION IN 2006

FINANCIAL YEAR	ANNUAL GRANT-IN-AID	ANNUAL INCOME	ANNUAL EXPENDITURE
2006-07	₹27.0 Cr	₹0.32 Cr	₹0.29 Cr
2007-08	\$₹37.0 Cr	₹3.61 Cr	₹39.59 Cr
2008-09	₹45.0 Cr	₹5.29 Cr	₹10.34 Cr
2009-10	₹32.5 Cr	₹5.62 Cr	₹54.98 Cr
2010-11	₹45.0 Cr	₹5.14 Cr	₹42.52 Cr
2011-12	₹65.0 Cr	₹10.62 Cr	₹36.88 Cr
2012-13	₹90.0 Cr	₹16.69 Cr	₹44.22 Cr
2013-14	₹27.5 Cr	₹20.49 Cr	₹47.20 Cr
2014-15	#₹21.0 Cr	*₹ 14.90 Cr	*₹113.75 Cr
TOTAL	₹390.0 Crores	₹82.68 Crores	₹389.57 Crores (+14.27 Cr + 5.0 Cr by PWD)

\$ includes ₹ 2.0 Crore as a part of CSS from GOI

Released on 31.03.2015

* Projected till 31.03.2015 (unaudited)



DELHI STATE CANCER INSTITUTES

-centres par excellence in the service of humanity

(Group of autonomous institutions under the Govt. of NCT of Delhi)

Dilshad Garden, Delhi 110 095 & C-2/B, Janak Puri, New Delhi 110058

EPABX: +91-11-2213 5200, 2213 5700 Extn.: 2001/2002, Tele: +91-11-2211 0303,

Fax: +91-11-2211 0505 Website: www.dsci.nic.in E-mail: dsci.delhi@yahoo.co.in

DISTRIBUTION OF NEW CASES SEEN IN OPD FOR THE PERIOD 2012-2014

SL. No	ICD 10 CODE	DISEASE	2014			2013			2012		
			M	F	C	M	F	C	M	F	C
1.	C00-C14	Malignant neoplasms of lip, oral cavity & pharynx									
	C00	Malignant neoplasm of lip	32	9	0	29	6	0	16	5	0
	C01	Malignant neoplasm of base of tongue	230	21	0	244	28	0	316	42	0
	C02	Malignant neoplasm of other and unspecified parts of tongue	382	70	0	299	56	0	217	52	0
	C03	Malignant neoplasm of gum	57	23	0	63	16	0	49	20	0
	C04	Malignant neoplasm of floor of mouth	23	8	0	17	2	0	30	4	0
	C05	Malignant neoplasm of palate	86	14	0	92	11	0	64	9	0
	C06	Malignant neoplasm of other and unspecified parts of mouth	550	92	2	388	54	0	312	62	0
	C07	Malignant neoplasm of parotid gland	34	19	3	21	11	0	17	4	0
	C08	Malignant neoplasm of other and unspecified major salivary glands	34	11	2	26	7	0	21	7	0
	C09	Malignant neoplasm of tonsil	132	13	0	102	16	0	125	14	0
	C10	Malignant neoplasm of oropharynx	86	9	0	73	6	0	51	4	0
	C11	Malignant neoplasm of nasopharynx	14	16	3	18	8	2	16	5	1
	C12	Malignant neoplasm of pyriform sinus	57	2	0	44	2	0	29	3	0
	C13	Malignant neoplasm of hypopharynx	10	2	0	13	7	0	19	0	0
	C14	Malignant neoplasm of other and ill-defined sites in the lip, oral cavity and pharynx	21	4	0	23	3	-	27	2	0
		Total (A)	1748	313	10	1452	233	2	1309	233	1
2.	C15 - C26	Malignant neoplasms of digestive organs									
	C15	Malignant neoplasm of oesophagus	213	121	0	175	93	0	141	75	0
	C16	Malignant neoplasm of stomach	91	46	0	83	44	0	72	43	0

SL. No	ICD 10 CODE	DISEASE	2014			2013			2012		
			M	F	C	M	F	C	M	F	C
	C17	Malignant neoplasm of small intestine	10	4	0	7	5	0	11	6	0
	C18	Malignant neoplasm of colon	66	40	0	83	42	1	66	52	1
	C19	Malignant neoplasm of rectosigmoid junction	5	2	0	6	3	0	5	5	0
	C20	Malignant neoplasm of rectum	61	39	0	69	43	0	62	30	0
	C21	Malignant neoplasm of anus and anal canal	34	15	1	30	11	0	27	12	1
	C22	Malignant neoplasm of liver and intrahepatic bile ducts	117	51	1	106	54	0	182	78	0
	C23	Malignant neoplasm of gallbladder	128	330	0	92	332	0	184	500	0
	C24	Malignant neoplasm of other and Unspecified parts of biliary tract	21	13	0	16	11	0	22	13	0
	C25	Malignant neoplasm of pancreas	53	28	0	43	28	0	51	33	0
	C26	Malignant neoplasm of other and ill defined digestive organs	3	0	0	0	2	0	1	1	0
		Total (B)	802	689	2	710	668	1	824	848	2
3.	C30 - C39	Malignant neoplasm of respiratory and intrathoracic organs									
	C30	Malignant neoplasm of nasal cavity and middle ear	22	10	1	15	9	1	12	4	0
	C31	Malignant neoplasm of accessory sinuses	4	6	0	5	1	0	1	4	0
	C32	Malignant neoplasm of larynx	374	40	0	347	35	0	337	40	0
	C33	Malignant neoplasm of trachea	2	1	0	0	0	0	2	1	0
	C34	Malignant neoplasm of bronchus and lung	485	128	0	471	102	0	543	133	0
	C37	Malignant neoplasm of thymus	2	0	0	1	0	0	3	0	0
	C38	Malignant neoplasm of heart, mediastinum and pleura	2	0	0	2	0	0	0	0	0
		Total (C)	891	185	1	841	147	1	898	182	0
4.	C40 - C41	Malignant neoplasm of bone articular cartilage									
	C40	Malignant neoplasm of bone and articular cartilage of limbs	54	27	8	39	29	3	49	29	8
	C41	Malignant neoplasm of bone and articular cartilage of other and unspecified sites	33	15	9	28	16	17	39	12	8
		Total (D)	87	42	17	67	45	20	88	41	16
5.	C43 - C44	Melanoma & other malignant neoplasms of skin									
	C43	Malignant melanoma of skin	17	8	0	9	9	0	13	3	0

SL. No	ICD 10 CODE	DISEASE	2014			2013			2012		
			M	F	C	M	F	C	M	F	C
	C44	Other malignant neoplasms of skin	48	20	2	44	21	1	49	31	0
Total (E)			65	28	2	53	30	1	62	34	0
6.	C45-C49	Malignant neoplasms of mesothelial & soft tissue									
	C45	Mesothelioma	3	0	0	5	0	0	3	2	0
	C46	Kaposi's sarcoma	1	1	0	2	1	0	1	0	1
	C47	Malignant neoplasm of peripheral nerves and autonomic nervous system	0	2	2	3	1	0	1	0	0
	C48	Malignant neoplasm of retroperitoneum and peritoneum	9	14	0	8	15	1	9	8	0
	C49	Malignant neoplasm of other connective and soft tissue	48	31	12	41	27	7	45	36	9
Total (F)			61	48	14	59	44	8	59	46	10
7.	C50	Malignant neoplasm of breast									
	C50	Malignant neoplasm of breast	6	924	0	4	864	1	12	899	0
Total (G)			6	930	0	4	864	1	12	899	0
8.	C51 - C58	Malignant neoplasms of female genital organs									
	C51	Malignant neoplasm of vulva	0	14	0	0	14	0	0	16	0
	C52	Malignant neoplasm of vagina	0	8	0	0	13	0	0	9	0
	C53	Malignant neoplasm of cervix uteri	0	476	0	0	409	0	0	435	0
	C54	Malignant neoplasm of corpus uteri	0	90	0	0	58	0	0	50	0
	C55	Malignant neoplasm of uterus, part unspecified	0	9	0	0	6	0	0	10	0
	C56	Malignant neoplasm of ovary	0	234	1	0	194	4	0	223	0
	C57	Malignant neoplasm of other and unspecified female genital organs	0	2	0	0	2	0	0	3	0
	C58	Malignant neoplasm of placenta	0	12	0	0	8	-	0	1	0
Total (H)			0	845	1	0	704	4	0	747	0
9.	C60 - C63	Malignant neoplasm of male genital organs									
	C60	Malignant neoplasm of penis	44	0	0	19	0	0	21	0	0
	C61	Malignant neoplasm of prostate	130	0	0	119	0	0	154	0	0
	C62	Malignant neoplasm of testis	27	0	1	30	0	3	33	0	2

SL. No	ICD 10 CODE	DISEASE	2014			2013			2012		
			M	F	C	M	F	C	M	F	C
	C63	Malignant neoplasm of other and unspecified male genital organs	3	0	0	0	0	0	2	0	0
Total (I)			204	0	1	168	0	3	210	0	2
10.	C64 - C68	Malignant neoplasm of urinary tract									
	C64	Malignant neoplasm of kidney, except renal pelvis	40	19	4	37	14	5	55	23	8
	C66	Malignant neoplasm of ureter	0	0	0	3	0	0	2	0	0
	C67	Malignant neoplasm of bladder	167	25	0	126	20	0	140	14	0
Total (J)			207	44	4	166	34	5	197	37	8
11.	C69 - C72	Malignant neoplasms of eye, brain and other parts of central nervous system									
	C69	Malignant neoplasm of eye and adnexa	0	1	3	2	1	0	2	1	7
	C70	Malignant neoplasm of meninges	2	0	0	1	0	0	4	1	0
	C71	Malignant neoplasm of brain	135	58	38	153	76	29	144	91	27
	C72	Malignant neoplasm of spinal cord, cranial nerves and other parts of central nervous system	1	3	0	2	1	0	3	1	0
Total (K)			138	62	41	158	78	29	153	94	34
12.	C73 - C75	Malignant neoplasms of thyroid and other endocrine glands									
	C73	Malignant neoplasm of thyroid gland	30	49	0	25	44	3	25	52	1
	C74	Malignant neoplasm of adrenal gland	1	4	1	4	4	3	3	1	3
	C75	Malignant neoplasm of other endocrine glands and related structures	10	6	3	13	8	0	11	8	1
Total (L)			41	59	4	42	56	6	39	61	5
13.	C76 - C80	Malignant neoplasms of ill defined, secondary and unspecified sites									
	C76	Malignant neoplasm of other and ill-defined sites	19	10	0	31	14	0	83	32	1
	C77	Secondary and unspecified malignant neoplasm of lymph nodes	7	2	0	9	6	0	18	11	0
	C78	Secondary malignant neoplasm of respiratory and digestive organs	5	2	0	6	7	0	9	9	0

SL. No	ICD 10 CODE	DISEASE	2014			2013			2012		
			M	F	C	M	F	C	M	F	C
	C79	Secondary malignant neoplasm of other sites	103	22	1	87	17	2	39	10	1
	C80	Malignant neoplasm without specification of sites	13	7	0	23	9	2	33	24	2
Total (M)			147	43	1	156	53	4	182	86	4
14.	C81 - C96	Malignant neoplasms of lymphoid, haematopoietic and related tissue									
	C81	Hodgkin's disease	74	24	25	62	28	25	69	23	14
	C82	Follicular (nodular) non-Hodgkin's lymphoma	3	2	0	2	1	0	2	0	0
	C83	Diffuse non-Hodgkin's lymphoma	5	4	1	7	3	1	3	3	0
	C84	Peripheral and cutaneous T- cell lymphomas	34	3	0	113	24	1	99	25	1
	C85	Other and unspecified types of non-Hodgkin's lymphoma	108	48	12	99	39	14	121	43	15
	C88	Malignant immunoproliferative diseases	0	3	1	5	0	0	3	0	0
	C90	Multiple myeloma and malignant plasma cell neoplasms	56	21	0	34	25	1	55	27	0
	C91	Lymphoid leukemia	39	16	37	46	10	28	39	26	24
	C92	Myeloid leukemia	116	78	13	101	77	12	80	56	9
	C95	Leukaemia of unspecified cell type	36	13	8	18	8	5	15	10	2
Total (N)			471	212	97	487	215	87	486	213	65
15.	D10 – D72	Benign neoplasm									
			2603	2417	88	2053	1958	104	376	717	15
Total (O)			2603	2417	88	2053	1958	104	376	717	15
		Patient not diagnosed	14	4	0	9	2	0	19	12	1
Total (P)			14	4	9	9	2	0	19	12	1
GRAND TOTAL (A+B+C+D+E+F+G+H+I+J+K+L+M+N+O+P)			7485	5915	283	6425	5131	276	4914	4250	163
			13683			11832			9327		